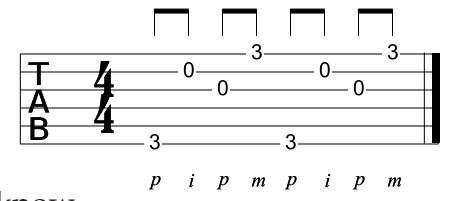


Clay Pigeons

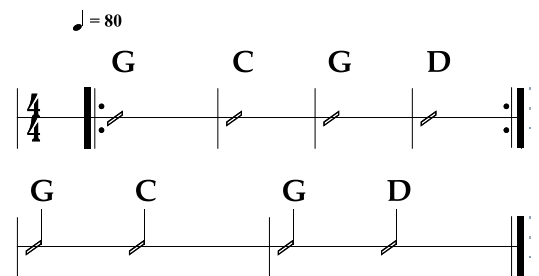
Blaze Foley
Live YouTube
Capo IV

I'm goin' down to the Greyhound Station, gonna get a ticket to ride
Gonna find that lady with two or three kids and sit down by her side
Ride til the sun comes up and down around me 'bout two or three times
Smokin' cigarettes in the last seat try and hide my sorrow from the people I meet
And get along with it all
Go down where the people say "y'all"..
Sing a song with a friend/ Feed the pigeons some clay
Change the shape that I'm in/ Turn the night into day
And get back in the game/Start talkin' again
and start playin' again/when I know what to say


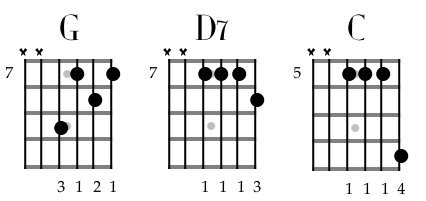
I'd like to stay but I might have to go to start over again
Might go back down to Texas, might go to somewhere that I've never been
And get up in the mornin' and go out at night and I won't have to go home
Get used to bein' alone Change the words to this song
Start singin' again



I'm tired of runnin' round lookin for answers to questions that I already know
I could build me a castle of memories just to have somewhere to go
Count the days and the nights that it takes to get back in the saddle again
Feed the pigeons some clay; turn the night into day
Start talkin' again, when I know what to say



CHORUS



Clay Pigeons

Blaze Foley



Intro

Musical notation for measures 1-4. Chords: G, C.

TAB: 0 0 0 | 1-0 2 0 | 1 1 1 | 3-1 0 1

A: 0 0 0 | 0 2 0 | 2 2 2 | 2 0 2

B: 3 3 3 | 3 3 3 | 3 3 3 | 3 3 3

Musical notation for measures 5-8. Chords: G, D/F#.

TAB: 0 0 0 | 1-0 2 0 | (2) 0 3 | 3 2 3

A: 0 0 0 | 0 2 0 | 0 0 0 | 0 2 0

B: 3 3 3 | 3 3 3 | 2 2 2 | 2 2 2

Musical notation for measures 9-12. Chords: G, C.

TAB: 0 0 0 | 1-0 2 0 | 1 0 1 | 3-1 0 1

A: 0 0 0 | 0 2 0 | 2 0 2 | 2 0 2

B: 3 3 3 | 3 3 3 | 3 3 3 | 3 3 3

Musical notation for measures 13-16. Chords: G, D/F#, G.

TAB: 0 0 0 | 2 3 2 0 | 0 0 3 | 3

A: 0 0 0 | 0 0 0 | 0 0 0 | 0 0 0

B: 3 3 3 | 2 2 2 | 3 3 3 | 3 3 3

G major chord diagrams for frets V, VII, and IX.

V: ●●●○●○
●●●○●○
●○●○●○
○●○●○●

VII: ●●●○●○
●●●○●○
●○●○●○
○●○●○●

IX: ●●●○●○
●●●○●○
●○●○●○
○●○●○●

G major chord diagrams for frets VII and IX.

VII: ●●●○●○
●●●○●○
●○●○●○
○●○●○●

IX: ●●●○●○
●●●○●○
●○●○●○
○●○●○●

D major chord diagrams for frets V, VII, and IX.

V: ●●●○●○
●●●○●○
●○●○●○
○●○●○●

VII: ●●●○●○
●●●○●○
●○●○●○
○●○●○●

IX: ●●●○●○
●●●○●○
●○●○●○
○●○●○●

C major chord diagrams for frets V, VII, and IX.

V: ●●●○●○
●●●○●○
●○●○●○
○●○●○●

VII: ●●●○●○
●●●○●○
●○●○●○
○●○●○●

IX: ●●●○●○
●●●○●○
●○●○●○
○●○●○●